



RINGSTORLEK?

Det är enkelt att hitta rätta ringsstorleken. Skriv helt enkelt ut den här sidan. Placera sedan din egen ring över cirklarna nedan. Cirklarnas svarta kant skall synas genom ringens inre omkrets. Prova gärna ett par ringar för att vara säker på storleken.






OBS! Kontrollera att dokumentet är utskrivet i rätt proportioner genom att mäta 10 centimeterskalan nedan.




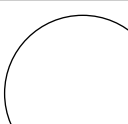
RING SIZE?

It's easy to find out the right ring size. Simply print out this page. Place a ring that fits your finger against the circles below. The circles black edge should be visible through the ring inner circumference. Try a couple of rings to be sure of the size.

NOTE! Make sure the document is printed in the correct proportions by measuring 10 centimeters on the scale below.

10 cm

Europe	USA	∅	
50	5 ³ / ₈	16,0 mm	
52	6 ¹ / ₄	16,6 mm	
54	7	17,3 mm	
56	7 ³ / ₄	18,0 mm	
58	8 ¹ / ₂	18,5 mm	

Europe	USA	∅	
60	9 ³ / ₈	19,3 mm	
62	10 – 10 ¹ / ₄	19,7 mm	
64	10 ³ / ₄ – 11	20,4 mm	
66	11 ³ / ₄	21,0 mm	
68	12 ¹ / ₂	21,7 mm	